



Inaugural
Behavioral Health
Innovation Summit

Wednesday, Oct. 30, 2019

Innovative Technology Can Help Drive System Accountability & Improve Outcomes

Presented by:



The 4 Keys to Technology Driving System Accountability & Outcomes



DATA SHARING

BI-DIRECTIONAL & INTEROPERABILITY



CUSTOMIZABLE

YOU, THE USER, MUST DRIVE THE DEVELOPMENT BECAUSE YOU KNOW BEST WHAT YOU WANT



REAL-TIME SURFACING OF DATA

NO MORE LOOKING IN THE REAR-VIEW MIRROR



KEY INFLUENCERS

DON'T ASSUME YOU KNOW WHAT IS DRIVING YOUR OUTCOMES – LET THE DATA VERIFY FOR YOU

Export Share Subscribe Comments Favorite

Reset to default Bookmarks View

- Drug Utilization by Stat...
- Drug Utilization by Stat...
- Breakdown by Labeler**
- Breakdown by State (gr...

- Opioids & Antagon...
 - True
- Opioids Only?**
 - True
 - False
- Opioid Antagonists...
 - False
- Type
 - Fee-for-Service
 - Managed Care Org
- DEA Schedule
 - CV
 - CIV
 - CIII
 - CII
 - (Blank)
- Suppression Used
 - True
 - False

Quarter/Year

- Q1 2017
- Q2 2017
- Q3 2017
- Q4 2017
- Q1 2018
- Q2 2018**

- Opioid
- Opioid Antagonist

Labeler	Schedule	Prescriptions	# Units Reimbursed	Total \$ Reimbursed	Medicaid \$ Reimbursed	Non-Medicaid \$ Reimbursed
Actavis Pharma, Inc.		15,181	865,738.00	\$282,946.23	\$282,439.87	\$506.36
Akorn, Inc.		158	1,058.00	\$7,399.19	\$4,709.52	\$2,689.67
Allergan, Inc.		58	3,308.00	\$61,068.28	\$61,068.28	\$0.00
Alvogen Inc.		14,282	882,269.00	\$322,513.06	\$320,090.82	\$2,422.24
Amneal Pharmaceuticals LLC		22,539	1,305,433.00	\$119,614.95	\$119,197.12	\$417.83
Amneal Pharmaceuticals of New York LLC		8,117	418,586.00	\$88,305.03	\$87,801.78	\$503.25
ANI Pharmaceuticals, Inc.	CII	216	23,171.00	\$4,848.82	\$4,848.60	\$0.22
Apotex Corp.	CII	449	4,037.00	\$23,877.86	\$23,821.31	\$56.55
Ascend Laboratories LLC	CII	212	22,520.00	\$1,791.84	\$1,749.51	\$42.33
Aurolife Pharma LLC		9,068	523,727.00	\$119,236.48	\$118,884.79	\$351.69
BioDelivery Sciences International, Inc.		19	1,040.00	\$5,107.61	\$5,107.61	\$0.00
Breckenridge Pharmaceutical, Inc.	CIII	190	8,522.00	\$5,345.94	\$5,345.94	\$0.00
Camber Pharmaceuticals, Inc.		9,455	544,587.00	\$223,980.06	\$223,215.07	\$764.99
Caraco Pharmaceutical Laboratories, Ltd.		11,650	835,737.00	\$82,135.96	\$81,565.11	\$570.85
Collegium Pharmaceutical, Inc.	CII	249	13,900.00	\$100,450.26	\$99,663.84	\$786.42
CorePharma, LLC	CII	1,864	176,328.00	\$37,235.87	\$37,123.96	\$111.91
Daiichi Sankyo Inc.	CII	48	2,640.00	\$19,150.61	\$19,150.61	\$0.00
Depo NF Sub, LLC	CII	40	2,653.00	\$16,035.64	\$15,678.22	\$357.42
Epic Pharma, LLC	CII	1,363	122,624.00	\$30,970.15	\$30,862.14	\$108.01
Fresenius Kabi USA, LLC		1,667	9,217.00	\$28,853.83	\$28,208.06	\$645.77
Genus Lifescience Inc.	CII	292	39,033.10	\$7,464.34	\$7,464.34	\$0.00
Glenmark Pharmaceuticals Inc., USA	CII	14	560.00	\$471.78	\$471.78	\$0.00
Hi-Tech Pharmaco Co., Inc.		422	45,289.00	\$9,490.52	\$9,487.29	\$3.23
Hospira, Inc.		8,783	40,313.00	\$140,507.28	\$136,777.57	\$3,729.71
Impax Generics		191	11,993.00	\$103,741.68	\$102,615.33	\$1,126.35
Total		262,894	15,169,938.70	\$7,194,147.88	\$7,157,152.69	\$36,995.19

- Filters**
- Filters on this visual
- # Units Reimbursed is (All)
 - Medicaid \$ Reimbursed is (All)
 - Non-Medicaid \$ Reimbursed is (All)
 - Prescriptions is (All)
 - Product is (All)
 - Schedule is (All)
 - Total \$ Reimbursed is (All)
- Filters on this page
- State** is FL
- CO 124603
 - CT 97574
 - DC 110382
 - DE 88953
 - FL 92714
 - GA 179202
 - HI 68000

Export Share Subscribe Comments Favorite

Reset to default Bookmarks View

- Drug Utilization by Stat...
- Drug Utilization by Stat...
- Breakdown by Labeler
- Breakdown by State (gr...

Quarter/Year

Q1 2017	Q2 2017	Q3 2017	Q4 2017	Q1 2018	Q2 2018
---------	---------	---------	---------	---------	----------------

Opioid
Opioid Antagonist

- Opioids & Antagon...
- True
- Opioids Only?
- True
 False
- Opioid Antagonists...
- False
- Type
- Fee-for-Service
 Managed Care Org
- DEA Schedule
- CV
 CIV
 CIII
 CII
 (Blank)
- Suppression Used
- True
 False

State	Schedule	Prescriptions	# Units Reimbursed	Total \$ Reimbursed	Medicaid \$ Reimbursed	Non-Medicaid \$ Reimbursed
FL						
Hydrocodone Bitartrate and Acetaminophen	CII	75,069	4,294,626.60	\$591,116.08	\$587,590.17	\$3,525.91
Oxycodone and Acetaminophen	CII	62,619	3,692,239.00	\$1,157,342.40	\$1,149,065.48	\$8,276.92
Tramadol Hydrochloride	CIV	37,399	2,146,451.00	\$132,718.67	\$132,123.36	\$595.31
oxycodone hydrochloride	CII	29,917	2,807,905.70	\$802,177.37	\$800,128.64	\$2,048.73
Morphine Sulfate	CII	14,036	534,636.00	\$392,625.41	\$389,604.60	\$3,020.81
Acetaminophen and Codeine Phosphate	CIII	11,321	406,631.00	\$49,149.36	\$49,002.57	\$146.79
Hydromorphone Hydrochloride	CII	8,868	563,948.40	\$186,562.39	\$176,673.28	\$9,889.11
Fentanyl Citrate	CII	5,035	20,324.00	\$78,635.91	\$76,637.61	\$1,998.30
EMBEDA	CII	3,932	191,068.00	\$2,119,595.50	\$2,119,563.86	\$31.64
Acetaminophen And Codeine	CIII	2,064	52,754.00	\$8,498.37	\$8,495.36	\$3.01
FENTANYL	CII	1,990	17,941.00	\$114,463.31	\$113,585.82	\$877.49
FENTANYL TRANSDERMAL SYSTEM	CII	1,380	13,330.00	\$91,017.90	\$90,625.10	\$392.80
Loperamide Hydrochloride	CII	1,352	75,034.00	\$19,714.66	\$19,519.59	\$195.07
OxyContin	CII	1,224	70,050.00	\$702,766.18	\$702,638.00	\$128.18
Fentanyl System	CII	1,063	9,562.00	\$63,329.30	\$62,488.16	\$841.14
Buprenorphine HCl	CIII	885	43,932.00	\$50,042.79	\$49,984.43	\$58.36
Buprenorphine	CIII	830	31,788.00	\$84,684.47	\$83,494.58	\$1,189.89
Methadone Hydrochloride	CII	765	87,764.00	\$8,989.78	\$8,946.75	\$43.03
Dilaudid	CII	439	2,296.00	\$10,201.25	\$9,947.40	\$253.85
Hydrocodone Bitartrate and Ibuprofen	CII	410	16,521.00	\$7,395.85	\$7,094.27	\$301.58
Butrans	CIII	315	1,247.00	\$161,744.24	\$161,744.24	\$0.00
XTAMPZA	CII	249	13,900.00	\$100,450.26	\$99,663.84	\$786.42
DEMEROL	CII	210	722.00	\$2,473.95	\$2,447.98	\$25.97
Butalbital, Acetaminophen, Caffeine and Codeine Phosphate	CIII	190	8,522.00	\$5,345.94	\$5,345.94	\$0.00
Total	CII	262,894	15,169,938.70	\$7,194,147.88	\$7,157,152.69	\$36,995.19

Filters

Filters on this visual

- # Units Reimbursed is (All)
- Medicaid \$ Reimbursed is (All)
- Non-Medicaid \$ Reimbursed is (All)
- Prescriptions is (All)
- Product is (All)
- Schedule is (All)
- State is (All)
- Total \$ Reimbursed is (All)

Filters on this page

State is FL

- Select all
- AK 63399
- AL 90618
- AR 71731
- AZ 123583
- CA 274862
- CO 124603

WELCOME TO YOUR PORTAL

[All](#) Search [Search](#)

Most Popular

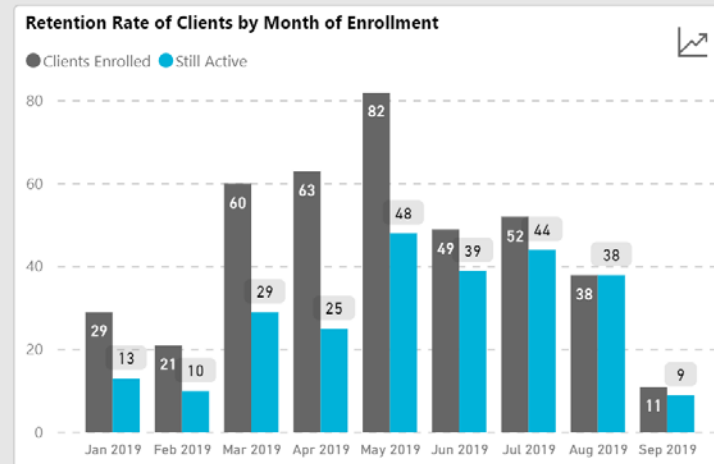
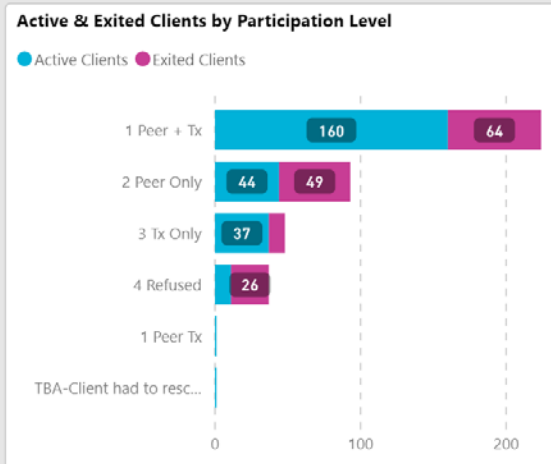
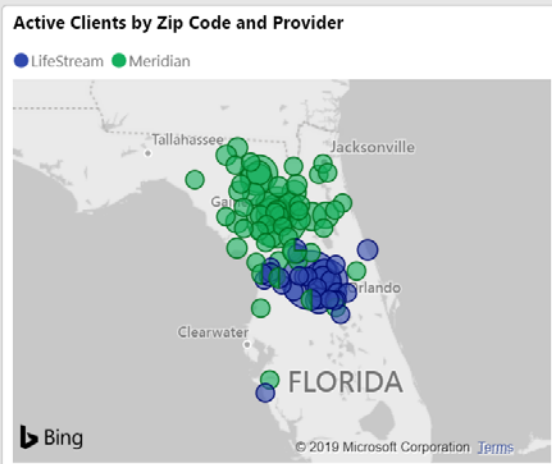
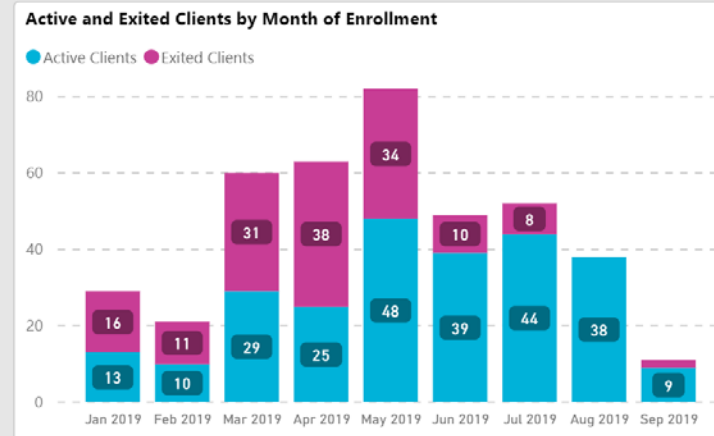
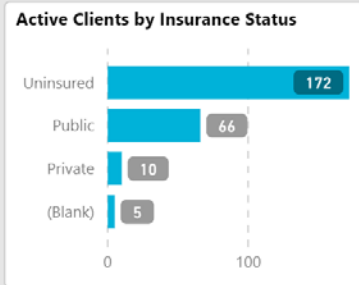
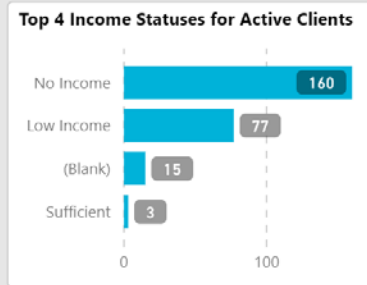
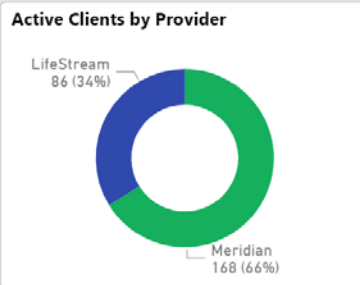
DCF-Peer Guidance.pdf

Opioid Training Modules

Analytics



PROJECT SETS DASHBOARD



- HOME
- Broward - Overview
- Broward - Period Com...
- Broward - Commence...
- Broward - First Victim ...
- Broward - Initial Cons...
- Broward - 45 Day Sub...
- Broward - Transfers
- Broward - Closures
- CQI Performance by U...
- CQI Performance by PI
- CQI Performance-Prog...
- BSO - Unit Scorecard ...
- BSO - CPI Scorecard R...
- BSO - CPI Scorecard R...
- Statewide - Overview
- Statewide - Period Co...
- Statewide - Commenc...
- Statewide - First Victi...
- Statewide - Initial Con...
- Statewide - 45 Day Su...

Broward County - Overview

Investigation data as of 10/25/2019 4:24 AM

Reset

Unit: All

Supervisor: All

PI: All

Response priority: All

Intake type: All

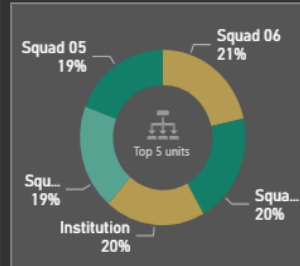
Job title: All

Case type: All

OTI?: All

Open investigations

*3 investigations have invalid milestones



1,469 Open investigations 28.6 Days open

1,424 Standard 45 Special cond

99 Open 55+ days 6.7%

99 OTIs 6.7%

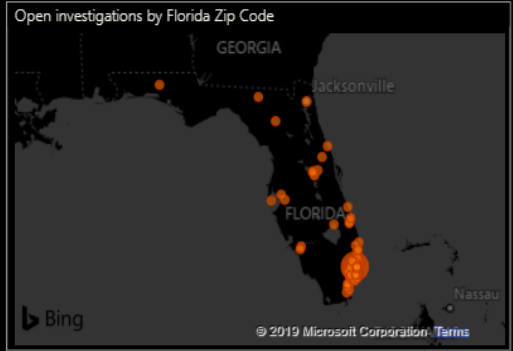
19 Fatality maltreatment

(Blank) Rapid safety feedback

2,172 Victims

1,997 Victims seen

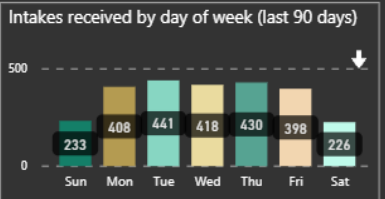
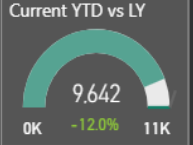
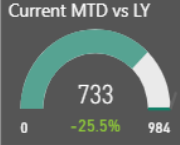
392 Other children seen



Intakes received this year

733 MTD 9,642 YTD

984 MTD last year 10,960 YTD last year



Historical metrics 04/01/2017 - 09/30/2019

Intakes received 31,835

Hours to commence 10.3

Victims 47,016

Hours until seen 25.6

Unseen victims 1,421

Days to transfer 125.3

Key metrics for open investigations (*qualifying cases)

Unit	Open investigations	Hours to commence	Hours until FVS	Unseen victims	Open invs per PI
Squad 06	134	11.6	13.9	18	14.9
Squad 10	127	9.4	13.6	15	21.2
Institution	122	10.3	17.0	26	17.4
Squad 08	121	11.4	12.9	16	17.3
Squad 05	120	10.5	15.9	11	17.1
Squad 09	118	11.5	14.8	15	23.6
Total	1,469	10.5	14.3	175	18.6

Export Share Subscribe Comments Favorite

Reset to default Bookmarks View

- Available Beds-Bing Map
- Capacity & Utilization-B...
- Capacity & Utilization-E...
- Capacity & Utilization-...
- Capacity & Utilization-E...
- Capacity & Utilization
- Caregiver Details
- Page 1

FILTERS

Available Beds: 1 - 5

License Type: CCA

Expired License?: All

Over Capacity?: No

Child's Age: 3

Child's Gender: Female

Caregiver's Primary Language: All

Zip Code: Search

Caregivers: 17

Expired Licenses: 17

Over Capacity: (Blank)

Bed Utilization

Current Utilization

94 [65.28%]

Available Beds by Caregiver

Provider	Count
Provider 100020609, Inc.	5
Provider 100076451, Inc.	5
Provider 100076459, Inc.	4
Provider 100076480, Inc.	4
Provider 100114879, Inc.	4
Provider 100076454, Inc.	3
Provider 100162056, Inc.	1

Available Beds by Location

Fort Lauderdale
Hollywood
Miami
Everglades N.P.

- ### Filters
- Filters on this visual
- Count of Provider is (All)
- Filters on this page
- Available Beds is greater than 0
 - Capacity Restriction is greater than 0
 - License Status is Active-Regular
 - Provider Status is ACTIVE
 - Provider Type is Adoption or Foster Care
- Filters on all pages
- Address does not contain '33056-...
 - Address does not contain '33055-...

- Current Clients
- Current Clients-Breakdo...
- Current CARS
- Clients not in CARS
- CARS not in Clients
- Key Influencers - LOS**
- Key Influencers - LOS - ...
- Key Influencers - On-ti...
- Key Influencers - On-ti...

Current Clients - LOS

Client data as of 9/24/2019 6:32 PM

Worker role: All Certification Status: All Extended Foster Care?: All Client type: All

DCF Region: All

Region: All

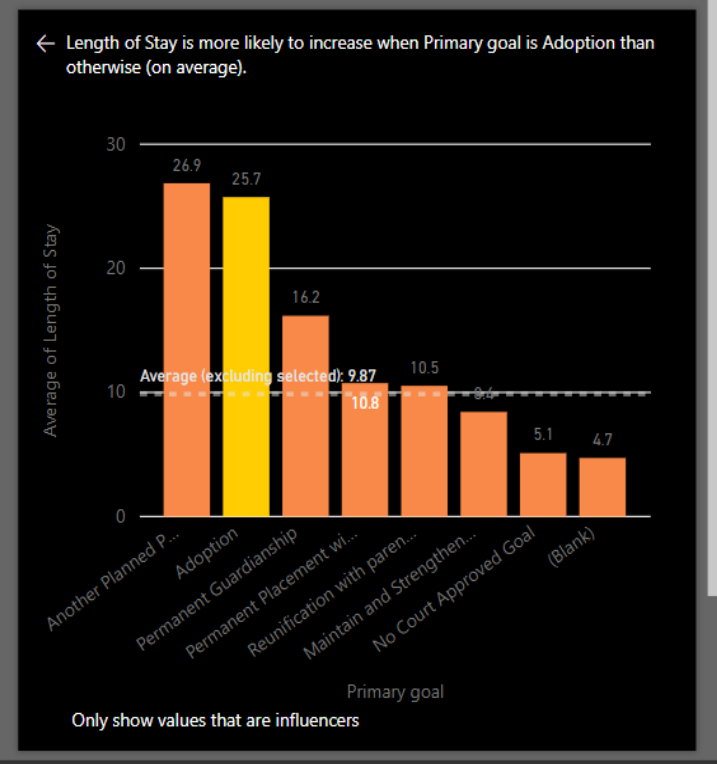
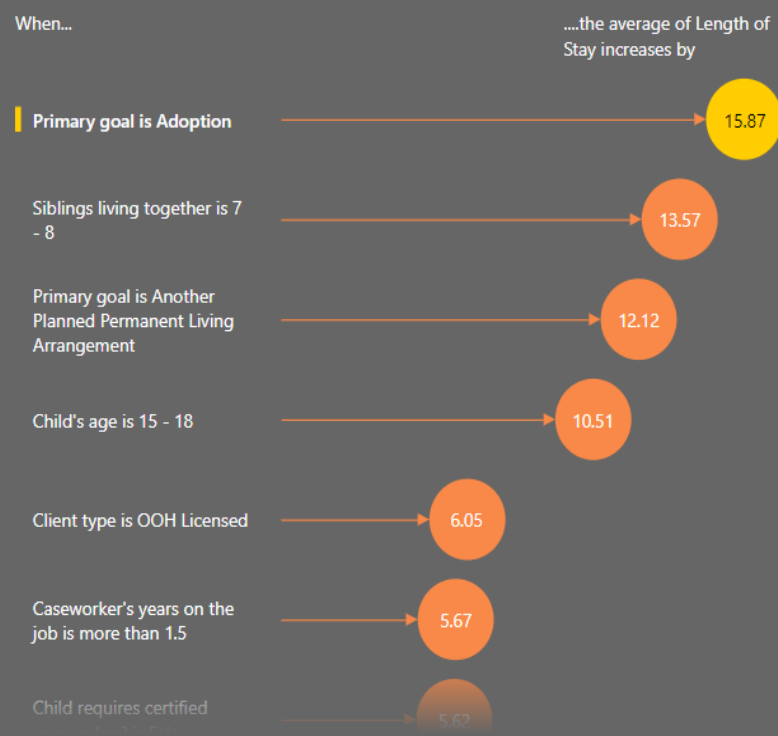
Circuit: All

County: All

Unit (Supervisor): All

Key influencers Top segments

What influences Length of Stay to Increase ?



- Current Clients
- Current Clients-Breakdo...
- Current CARS
- Clients not in CARS
- CARS not in Clients
- Key Influencers - LOS
- Key Influencers - LOS - ...
- Key Influencers - On-ti...
- Key Influencers - On-ti...

Current Clients - On-time Visits

Client data as of 9/24/2019 6:32 PM

Worker role: All Certification Status: All Extended Foster Care?: All Client type: All

DCF Region: All

Region: All

Circuit: All

County: All

Unit (Supervisor): All

Key influencers Top segments

What influences Clients visited on time to Increase ?

